REVIVE RENOVATION

Built for Life

OUR STORY

– From Family Vision to Dubai's Trusted Builders



What started as a shared passion for building things turned into a partnership grounded in hands-on experience and engineering expertise.

They then launched their renovation company in Dubai. From day one, our values have been clear: Act with Integrity, Put the Client at the Center of Everything We Do, and Deliver Smart, Value-driven Solutions that last.

Both Marc and George studied in Canada—Marc in Civil Engineering and George in Mechanical Engineering. Both were then involved in the development and construction of high-rise buildings and infrastructures across Canada.

As we move forward, we're focused on continually improving—leveraging the latest tools and AI, expanding in-house capabilities, and fine-tuning our services to meet the needs of homeowners and property investors across the region.

Over 100
transformed properties

Over 200K
square feet of Renovation

Over 85
professionals in the team

Office & Factory
based in Al Quoz Industrial 4

ABOUT US

MARC CHAHWAN
Founder & CEO

Meet the driving force behind Revive Group, our visionary CEO, Marc Chahwan. With a passion for innovation and an unwavering commitment to excellence, Marc leads our team to transform spaces into living works of art. With a proven track record in the industry and a keen eye for detail, Marc ensures that every project reflects our dedication to quality and client satisfaction.

GEORGE CHAHWAN
Managing Director

With a strong foundation of results and propelling businesses to new heights, George is a key figure in reshaping the construction and fit out industry in Dubai. With a deep understanding of market dynamics and a passion for operations, George leads Revive Group with a focus on delivering exceptional value to clients and stakeholders.

OUR MISSION

Revive Group is on a mission to craft spaces that inspire and elevate lives. Welcome to a world where your dreams take center stage, and every detail is meticulously curated to create an unforgettable journey of transformation. Discover the true meaning of excellence with Revive Renovation.

-Your Vision, Our Promise

OUR SERVICES

KITCHENS

BATHROOMS

JOINERY

EXTENSIONS

LANDSCAPE

POOLS

HOW WE WORK

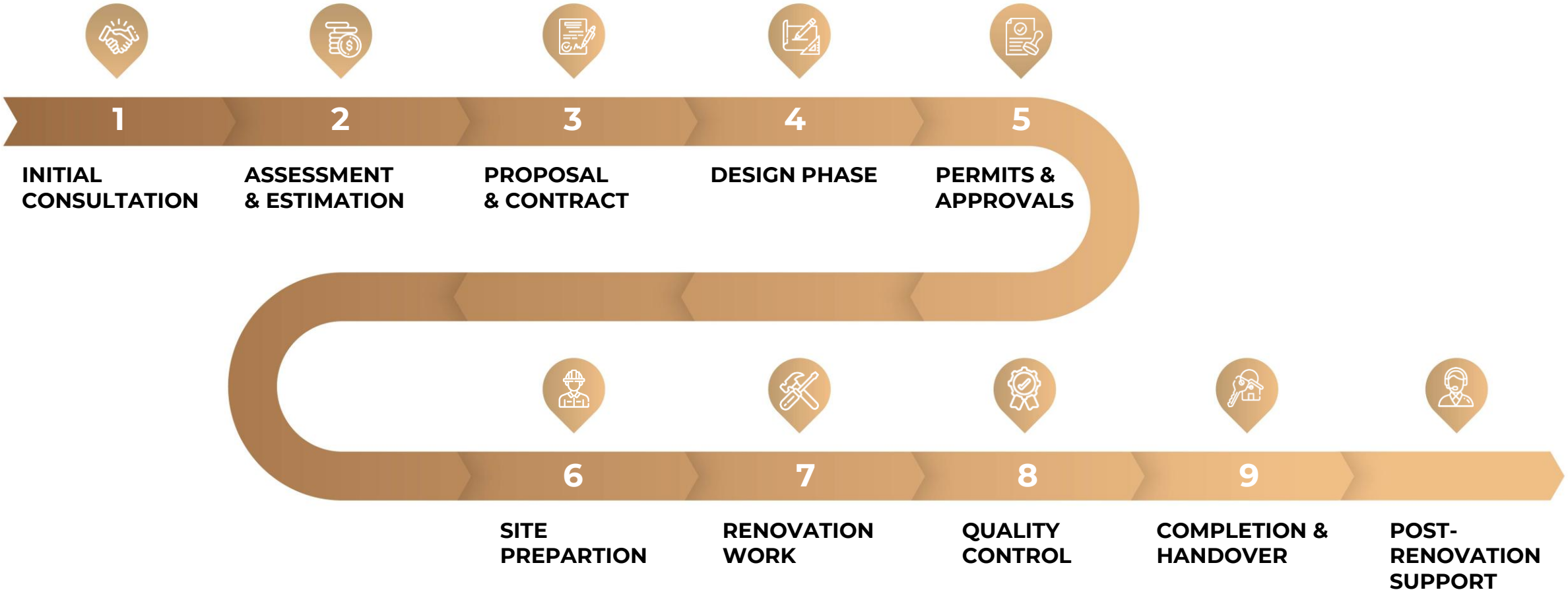
1
INITIAL CONSULTATION
2
ASSESSMENT & ESTIMATION
3
PROPOSAL & CONTRACT
4
DESIGN PHASE
5
PERMITS & APPROVALS
6
SITE PREPARTION
7
RENOVATION WORK
8
QUALITY CONTROL
9
COMPLETION & HANDOVER
POST-RENOVATION SUPPORT

PROJECTS | RESIDENTIAL

Parkways

Dubai Hills Estate

Revive Renovation elevated this exterior into a truly breathtaking outdoor sanctuary.

Space:
The outdoor area was designed around a generous swimming pool, a pergola with an integrated BBQ station, and a sunken seating area.

Color:
A neutral palette of warm, natural tones creates a balanced, inviting outdoor setting.

Material:
The materials chosen include blue pool tiles that reflect beautifully both day and night, and porcelain tiles with an aluminum pergola.

Parkways

Dubai Hills Estate

Revive Renovation transformed the living and dining areas into a striking modern environment.

Space:
The kitchen was extended to accommodate additional cabinetry, enhancing both storage and functionality.

Color:
The color palette is defined by a warm blend of beige tones and travertine finishes.

Material:
This modern space features a curved porcelain island, countertop and backsplash, sleek functional accessories, and state-of-the-art Miele appliances

Parkways

Dubai Hills Estate

Revive Renovation elevated the living room with a statement marble staircase and tinted glass.

Space:
The living room is defined by modern furniture and statement mega slabs, creating a refined space.

Color:
Neutral tones, refined finishes, and modern furnishings define a living space of understated luxury.

Material:
This space blends modern design with curated furniture, travertine flooring, and abundant natural light.

Parkways

Dubai Hills Estate

Revive Renovation crafted bedrooms that reflect comfort, refinement, and luxury.

Space:
The bedrooms are designed with smart wardrobes, chevron flooring, and refined detailing.

Color:
Warm, wood-inspired tones, refined finishes, and modern furnishings create a welcoming space with understated luxury.

Material:
This space blends modern design with engineered wood flooring, natural stone finishes, and warm wooden cladding..

Parkways

Dubai Hills Estate

Revive Renovation transformed the master bathroom into a beautifully refined, luxury space.

Space:
The bathroom was extended to feature an elevated bathtub, fluted glass detailing, and travertine flooring.

Color:
Natural stone finishes paired with a luxurious yet organic color palette create a warm and sophisticated space.

Material:
This space blends modern design with travertine finishes, natural stone detailing, and tinted glass elements.

Parkways

Dubai Hills Estate

Revive Renovation transformed the cinema room into a luxurious space equipped with the latest technology systems.

Space:
An elevated viewing platform, starlight ceiling, and advanced sound systems define the cinema room.

Color:
Dark, rich tones paired with refined finishes create an immersive space inspired by a VIP cinema experience.

Material:
This space combines modern design with carpet flooring, soundproof walls, and acoustically considered finishes.

Wildflower

Jumeirah Golf Estates

Revive Renovation transformed this exterior into a refined and truly striking outdoor retreat.

Space:
The outdoor area was designed around a spacious swimming pool and a thoughtfully integrated water feature.

Color:
A neutral palette of warm, natural tones creates a balanced and welcoming outdoor environment.

Material:
The selected materials include blue pool tiles that reflect beautifully throughout the day and night, paired with durable porcelain tiling.

Wildflower

Jumeirah Golf Estates

Revive Renovation transformed this living space into a refined and well-balanced open-plan interior.

Space:
The interior was designed around expansive living areas, enhanced by larger windows that maximize natural light.

Color:
A neutral palette of warm, natural tones creates a balanced and inviting interior environment.

Material:
The selected materials include large-format porcelain flooring, a statement marble feature wall, and clean-lined finishes throughout.

Wildflower

Jumeirah Golf Estates

Revive Renovation transformed this kitchen into a refined and contemporary space.

Space:
The kitchen was designed around a central island, complemented by full-height cabinetry.

Color:
Warm wood tones paired with bronze-tinted glass and soft lighting create a rich and inviting kitchen atmosphere.

Material:
The selected materials include an illuminated onyx marble countertop, tinted glass cabinetry, and integrated Siemens appliances throughout.

Wildflower

Jumeirah Golf Estates

Revive Renovation transformed this master bedroom into a refined and well-balanced private retreat.

Space:
The bedroom was designed around a spacious layout, enhanced by larger windows and a seamlessly connected walk-in wardrobe.

Color:
Warm wood flooring paired with soft neutral finishes creates a calm and inviting bedroom atmosphere.

Material:
The selected materials include chevron-pattern wood flooring, open cabinetry in the walk-in wardrobe, and clean, minimal finishes throughout.



Murooj

Al Furjan

Revive Renovation transformed this exterior into a breathtaking outdoor oasis.

Space:
The outdoor area was designed to feature a spacious pool, a pergola for eight, and lush greenery throughout.

Color:
A palette of Spanish green and warm natural tones creates a balanced, inviting outdoor setting.

Material:
The materials chosen include Spanish green pool tiles that reflect beautifully both day and night, and wood-finish porcelain tiles for the pergola.



Murooj

Al Furjan

Revive Renovation transformed this exterior into a breathtaking outdoor oasis.

Space:
The outdoor area was designed to feature a spacious pool, a pergola for eight, and lush greenery throughout.

Color:
A palette of Spanish green and warm natural tones creates a balanced, inviting outdoor setting.

Material:
The materials chosen include Spanish green pool tiles that reflect beautifully both day and night, and wood-finish porcelain tiles for the pergola.

Murooj

Al Furjan

Revive Renovation transformed this kitchen into a stunning culinary space.

Space:
The kitchen was extended to accommodate additional cabinetry, enhancing both storage and functionality.

Color:
The kitchen features a neutral color palette with subtle touches of grey, creating a minimalist and sophisticated aesthetic.

Material:
This modern space features a stunning Italian porcelain countertop and backsplash, sleek functional accessories, and state-of-the-art Miele appliances.

Canal Front

Al Wasl

Revive Renovation reimagined this living and dining area into a cohesive and contemporary open-plan setting.

Space:
The layout is organized around distinct yet connected living and dining zones, flowing effortlessly into the kitchen.

Color:
Muted tones combined with subtle wood elements create a soft and harmonious interior feel.

Material:
The finishes include light-toned flooring, custom-made wall paneling, and streamlined joinery with a refined, understated look throughout.

Canal Front

Al Wasl

Revive Renovation redefined this master suite with a refined and seamlessly integrated bathroom and walk-in wardrobe.

Space:
The layout is arranged around a connected bathroom and dressing area, creating a smooth transition between daily routines and storage.

Color:
Soft stone finishes paired with deep wood tones create a warm and balanced atmosphere throughout the space.

Material:
The finishes include natural stone surfaces in the bathroom, tinted glass wardrobe doors, and custom wood cabinetry with integrated detailing.

Aura

Tilal Al Ghaf

Revive Renovation redefined this outdoor space into a refined and functional entertainment setting.

Space:
The layout is centered around a shaded pergola with a built-in BBQ area, complemented by a dedicated seating zone.

Color:
Light-toned finishes paired with warm lighting create a relaxed and inviting evening atmosphere.

Material:
The finishes include microcement seating, large-format outdoor tiles, and a custom pergola structure with integrated lighting.

Villa E104

Emirates Hills

Revive Renovation reimagined this garage as a high-end space tailored for supercar storage.

Space:
The space was built from the ground up to accommodate both modern and classic cars.

Color:
Bright, neutral tones were chosen to enhance and showcase the cars' design and details.

Material:
The materials selected include a stretch ceiling, high-performance epoxy flooring, and detailed gypsum wall cladding.

Senses at the Field

Meydan

Revive Renovation completely redesigned this villa, including micro cementing the walls, floors, and ceiling.

Space:
Revive Renovation transformed the entire villa by extending the space, enhancing the flow and allowing natural light to seamlessly fill the area.

Color:
The color palette includes lighter grey tone for the micro cement and to add contrast, matte black accessories were incorporated.

Material:
The best Italian-grade micro cement was used, ensuring the longevity and durability of the product for years to come.

Senses at the Field

Meydan

Revive Renovation completely redesigned this villa, including micro cementing the walls, floors, and ceiling.

Space:
Revive Renovation transformed the entire villa by extending the space, enhancing the flow and allowing natural light to seamlessly fill the area.

Color:
The color palette includes lighter grey tone for the micro cement and to add contrast, matte black accessories were incorporated.

Material:
The best Italian-grade micro cement was used, ensuring the longevity and durability of the product for years to come.



Senses at the Field

Meydan

Revive Renovation completely redesigned this villa, including micro cementing the walls, floors, and ceiling.

Space:
Revive Renovation transformed the entire villa by extending the space, enhancing the flow and allowing natural light to seamlessly fill the area.

Color:
The color palette includes lighter grey tone for the micro cement and to add contrast, matte black accessories were incorporated.

Material:
The best Italian-grade micro cement was used, ensuring the longevity and durability of the product for years to come.

Shoreline

Palm Jumeirah

Revive Renovation transformed this kitchen into a standout space by opening the layout to include a striking curved island and travertine finishes throughout.

Space:
The kitchen was expanded to include extra cabinetry, improving storage capacity and overall practicality.

Color:
The kitchen showcases a warm neutral palette of pearl white and natural travertine, creating a minimalist atmosphere.

Material:
This modern space showcases natural travertine across the countertop and island, paired with sleek, functional accessories and built-in appliances.

Shoreline

Palm Jumeirah

Revive Renovation transformed the master bedroom into a peaceful retreat and a calming personal haven.

Space:
The ceiling was raised and the wardrobe extended to open up the space and increase storage capacity.

Color:
The cabinets feature Fresno and Glacial Atlas finishes while the bed headboard is crafted from elegant Onyx marble.

Material:
The cabinets are crafted from MDF with aluminium Gola profile handles, and the mirror is finished in brushed nickel for a sleek, modern touch.

Shoreline

Palm Jumeirah

Revive Renovation redesigned the living room with a curved TV unit, while a custom kid’s bunk bed was added to the bedroom.

Space:
The living room ceiling was elevated, and a functional kids' room was designed to open up the space.

Color:
The TV unit features Fresno and Glacial Atlas finishes while the shelve is crafted from elegant natural travertine stone.

Material:
The TV unit is fabricated from MDF with a shelve made of natural travertine, combining warm texture and clean lines for a refined, modern look.



D1 Tower

Jaddaf

Revive Renovation redesigned the master bathroom, creating a bold and luxurious retreat.

Space:
The space was reimagined with bold design elements throughout, providing more room and flow in the shower area and around the vanity.

Color:
The color palette features various shades of black, accented with touches of gold and brass for a sophisticated finish.

Material:
The bathroom features Italian tiles and slabs, a Toto toilet, and a spacious luxury bathtub for an elevated experience.

D1 Tower

Jaddaf

Revive Renovation transformed the bathroom into a striking and opulent retreat, designed with luxury and style in mind.

Space:
The space was revamped with striking elements, elevating both its visual appeal and practical use.

Color:
The color palette features elegant shades of black and grey, complemented by white grain accents and matte black bathroom accessories for a refined contrast.

Material:
The bathroom features Italian tiles and slabs, along with European mixers and accessories.

D1 Tower

Jaddaf

Revive Renovation redesigned the guest bathroom to create an elegant and inviting atmosphere.

Space:
The space was reimagined with bold design elements, featuring an extended vanity for added surface area and functionality.

Color:
The color palette incorporates soft, light tones complemented by matte black bathroom accessories for a sleek contrast.

Material:
The bathroom features Italian tiles and slabs, along with European mixers and accessories.

D1 Tower

Jaddaf

Revive Renovation transformed the guest bathroom into a beautiful and inviting space, seamlessly blending elegance with an artistic touch.

Space:
The space was transformed with bold elements by incorporating a built-in niche for additional storage while enhancing the overall aesthetics.

Color:
The color palette features rich dark tones, accented with bronze profiles and brass finishes, creating a sophisticated and striking contrast.

Material:
The bathroom showcases Italian tiles and slabs, complemented by European mixers and accessories.



Frond P

Palm Jumeirah

Revive Renovation transformed this villa into a serene, heaven-like retreat.

Space:
To enhance the sense of space and light, walls were demolished to open up the rooms, and ceilings were elevated for a airier and more expansive feel.

Color:
A carefully curated color palette rooted in timeless, classic tones was used to complement the overall design, with natural wood taking center stage.

Material:
Premium wood-style flooring to add warmth and a modern aesthetic throughout the apartment.

Brookfield

Damac Hills

Revive Renovation turned this kitchen into a bold statement with a stunning design and cozy seating area.

Space:
The kitchen was extended to accommodate additional cabinetry, enhancing both storage and functionality.

Color:
The kitchen showcases a neutral palette with soft grey accents, offering a minimalist and refined look.

Material:
This modern space features a striking porcelain countertop and backsplash, sleek functional accessories, and state-of-the-art built-in appliances.

Brookfield

Damac Hills

Revive Renovation transformed the powder room into a welcoming space and the staircase into a stunning focal point.

Space:
The bathroom and staircase were both fully remodeled, enhancing the space's functionality and appeal.

Color:
The powder room features bold wallpaper with a white stone effect, while the staircase is adorned with grey porcelain tiles.

Material:
The staircase features high-quality porcelain tiles and a beach wood handrail for a sophisticated and earthy look.

Sky Gardens

Dubai International Financial Center

Revive Renovation transformed this apartment into an ideal short-term rental, featuring furniture tailored to suit all preferences.

Space:
The kitchen walls were demolished to open the space, creating more storage and a stylish, functional island.

Color:
The flooring showcases light wood herringbone, with matching island countertop and sleek black kitchen cabinets.

Material:
The kitchen features durable LVT flooring with MDF cabinetry and a porcelain countertop for a sleek and practical design.

Sky Gardens

Dubai International Financial Center

Revive Renovation transformed this apartment into an ideal short-term rental, featuring furniture tailored to suit all preferences.

Space:
The living room features a wall hung minimalist TV unit, while the bedroom includes a comfortable king-size bed.

Color:
The TV unit is finished in sleek black paint, while the bedframe in the bedroom is upholstered in soft light beige fabric.

Material:
The TV unit is crafted from durable MDF, while the bedroom flooring features herringbone LVT for a warm and modern finish.



Sustainable City

Sharjah

Revive Renovation transformed this kitchen area into a contemporary bar-style centerpiece, featuring onyx marble as the striking focal point.

Space:
The layout was opened up to incorporate a spacious island creating a welcoming space where guests can gather, sit, and socialize.

Color:
The color palette centers around varying shades of white, with onyx serving as the primary highlight.

Material:
The cabinetry was crafted from Melamine MDF with a high-quality PU paint finish, ensuring durability with a refined look.

Sustainable City

Sharjah

Revive Renovation transformed this master bathroom into a bold yet serene retreat, blending striking design elements with a calming atmosphere.

Space:
Revive Renovation reconfigured the bathroom by replacing the bathtub with a standalone shower, resulting in a more spacious and contemporary layout.

Color:
The color palette showcases bold tones thoughtfully chosen to reflect the personality and preferences of the villa's new owners.

Material:
The bathroom showcases Italian tiles and slabs, complemented by high-quality European mixers and accessories.



Churchill Tower

Business Bay

Revive Renovation fully transformed this Business Bay apartment into a sophisticated and elegant space.

Space:
The space was further enhanced by creating an open-concept kitchen, bringing a sense of openness and flow to the living area.

Color:
This unique, classic-style kitchen in a rich, elegant green is the perfect blend of timeless design and modern functionality.

Material:
High-quality materials were used including melamine MDF with PU paint for the kitchen cabinets, a porcelain countertop, and European tiles and accessories in the bathroom.

Building 6B

City Walk

Revive Renovation transformed this City Walk apartment into a modern and inviting space.

Space:
The space was further opened by extending the kitchen and elevating the ceiling to create a more expansive feel.

Color:
The color palette was focused on white and lighter tones, complemented by a touch of wood in the flooring for warmth and texture.

Material:
Melamine MDF was used for the cabinets, and engineered wood was selected for the flooring to enhance the overall aesthetic.

Building 6B

City Walk

Revive Renovation transformed the master bedroom, kids' bedroom, and master bathroom into elegant, functional spaces.

Space:
The master bedroom featured elegant wall molding, adding a touch of sophistication, while the kids' bedroom was brightened with playful wallpaper for a fun atmosphere.

Color:
The color palette featured green in the kids' room, egg white in the master bedroom, and minimalist tones in the master bathroom.

Material:
The bathroom features locally sourced tiles and slabs, along with European mixers and accessories.

Residence 8

Downtown Dubai

Revive Renovation designed and built a beautiful new kitchen, extending the space to include a standalone island.

Space:
The space was opened with a brand-new ceiling to create a seamless open kitchen concept.

Color:
The color palette features earth-tone finishes, carefully selected to complement the new tenants or owners of the property.

Material:
The kitchen features porcelain countertops and melamine MDF for the cabinets, offering both durability and style.

Residence 8

Downtown Dubai

Revive Renovation designed the bathrooms with a minimalist and elegant approach, creating a serene and sophisticated atmosphere.

Space:
Revive Renovation transformed the bathroom by removing the bathtub and replacing it with a standalone shower to open the space.

Color:
The color palette features earth-tone finishes, carefully selected to complement the new owners of the property.

Material:
The bathroom features Italian tiles and slabs, along with European mixers and accessories.

PROJECTS | COMMERCIAL & PRODUCTION

Lux Life Clinic

Business Bay

Revive Renovation merged three offices into a refined, highly functional clinic designed for efficiency and comfort.

Space:
The space was designed with the customer experience in mind, ensuring comfort, flow, and ease throughout.

Color:
Bright, welcoming tones were selected to create a clean and modern environment.

Material:
The space features wooden flooring, high-quality laminate cabinets, and DHA-approved sanitaryware.

Lux Life Clinic

Business Bay

Revive Renovation merged three offices into a refined, highly functional clinic designed for efficiency and comfort.

Space:
The space was designed with the customer experience in mind, ensuring comfort, flow, and ease throughout.

Color:
Bright, welcoming tones were selected to create a clean and modern environment.

Material:
The space features wooden flooring, high-quality laminate cabinets, and DHA-approved sanitaryware.

Business Center

Azizi Riviera

Revive Renovation transformed this business center from the ground up into a well-planned, fully functional space.

Space:
The space was thoughtfully designed to prioritize comfort, smooth circulation, and a seamless customer experience.

Color:
Bright, inviting tones were chosen to create a clean, modern environment.

Material:
Microcement surfaces, porcelain tiles, and curved furniture define the material palette of the space.

DC Aviation Al-Futtaim VIP Airport

Al Maktoum Airport

Revive Renovation reimagined the entrance of this private terminal, crafting a space that mirrors sophistication.

Space:
The space was extended to introduce lush greenery and spotlight a sculpture as the focal point.

Color:
The color palette was thoughtfully curated with rich greenery and elegant gold accents, reflecting a sense of luxury, sophistication, and an elevated lifestyle.

Material:
Key elements were constructed using a steel structure, expertly electroplated with gold to enhance the overall elegance and durability.

APPROVED BY:

دائرة التنمية الاقتصادية
DEPARTMENT OF ECONOMIC DEVELOPMENT

تراخيص
Trakhees

نخيل
NAKHEEL

United Arab Emirates
Ministry of Interior
Directorate General of Civil Defence - Dubai

هيئة كهرباء وماء دبي
Dubai Electricity & Water Authority

DAMAC

بلدية دبي
DUBAI MUNICIPALITY

حكومة دبي
GOVERNMENT OF DUBAI
سلطة دبي للتطوير
Dubai Development Authority

CONCORDIA

DMCC
DUBAI MULTI COMMODITIES CENTRE

EMAAR

CLIENT TESTIMONIALS

5 STAR Review Rating on Google

We hired Revive Renovation for a full apartment renovation in City Walk, and the experience was smooth from start to finish. Marc and George were responsive, clear in their communication, and stuck to the timeline. The quality of workmanship, especially the carpentry, was excellent.

Sarah, City Walk

Reliable, professional, and easy to work with. They delivered on what they promised and the end result exceeded our expectations without going over budget.

Marco, Business Bay

Renovations can be stressful, but these guys made it manageable. They were on-site when they said they would be, kept things tidy, and always updated us on progress. We're really happy with the final result.

James, Palm Jumeirah

Marc and George clearly know what they're doing. The finishes and materials used were spot on for our space, and their team was respectful of our home throughout the process.

Marie, Damac Hills

THANK YOU

Contact us:

+971 50 917 3848

www.reviverenovation.ae

georges.chahwan@reviverenovation.ae

21 Street 25 - Al Qouz Ind.fourth - Al Quoz - Dubai

instagram.com/reviverenovationdubai